

Environmental Disclosure Information - Quarterly Comparisons

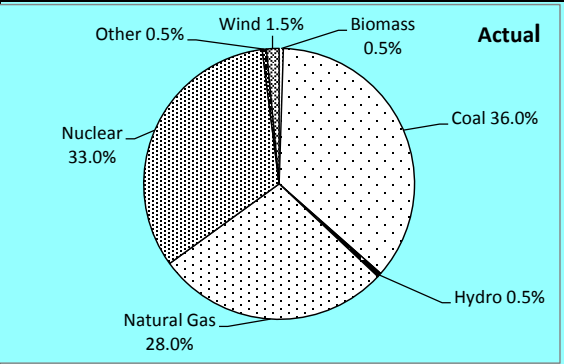
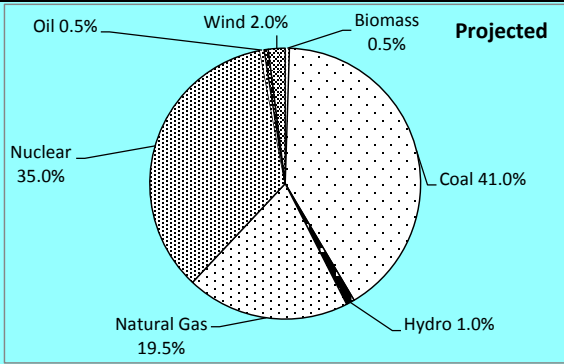
ENGIE Resources LLC

Projected Data for the 2016 Calendar Year

Actual Data for the Period 01/01/16 to 09/30/2016

Generation Resource Mix -

A comparison between the sources of generation projected to be used to generate this product and the actual resources used during this period.



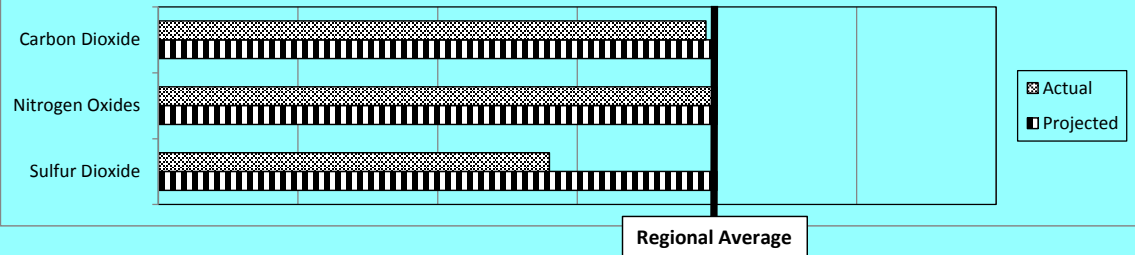
Environmental Characteristics -

A description of the characteristics associated with each possible generation resource.

| | |
|-----------------------------|-------------------------------|
| Biomass Power | Air Emissions and Solid Waste |
| Coal Power | Air Emissions and Solid Waste |
| Hydro Power | Wildlife Impacts |
| Natural Gas Power | Air Emissions and Solid Waste |
| Nuclear Power | Radioactive Waste |
| Oil Power | Air Emissions and Solid Waste |
| Other Sources | Unknown Impacts |
| Solar Power | No Significant Impacts |
| Unknown Purchased Resources | Unknown Impacts |
| Wind Power | Wildlife Impacts |

Air Emissions -

Product-specific projected and actual air emissions for this period compared to the regional average air emissions



Radioactive Waste -

Product-specific projected and actual radioactive waste for this period.

| Type: | Quantity: |
|------------------------------|----------------|
| High-Level Radioactive Waste | Lbs./1,000 kWh |
| Low-Level Radio Active Waste | Ft3/1,000 kWh |

Note: The generation of this product involves the use of 100% of unknown purchased resources. The air emissions and radioactive waste associated with these unknown resources are not included in these charts.

With in-depth analysis, the environmental characteristics of any form of electric generation will reveal benefits as well as costs. For further information, contact ENGIE Resources LLC at www.engieresources.com or by phone at (888) 232-6206.